






CURRICULUM INFORMATION FOR PARENTS

Key Stage/CLASS/NC Year: KS3: S1 (Year 7/8) **Miss Blezard & Miss Clarke**

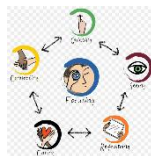
TERM: SUMMER TERM 2025

		SUMMER 1 London	SUMMER 2 Marvellous Morecambe
Topic		We will be learning about the key features of London, such as The London Eye, Trafalgar Square, Tower of London, Buckingham Palace etc. We will also learn key facts about the Royal Family- learning all about their titles and royal duties.	We will learn about seaside holidays in the past, focusing mainly on our very own 'Marvellous Morecambe'. We will also link this to our previous topic by comparing Morecambe and London e.g. landmarks, tourist attractions, transport etc.
Science		Properties of everyday materials & reversible change. Students will experiment with everyday objects and expand their vocabulary to be able to identify their different properties and categorise them. We will also look at reversible changes through experiments with melting and cooling.	Rocks Students will look at the different types of rocks and their uses. They will use touch and look at different vocabulary they can use to describe how different rocks feel and categorise them. We will also learn about how rocks are created through practical experiments, art and storyboards.
ICT		Animation Students will create stop motion animations following the London theme. They will create a number of backdrops including different London landmarks, and take photos of a bus travelling between the landmarks to create their final animation. Students will create small characters of themselves to sit on the top deck of the bus.	Photography and Digital Art Students will take photos of different places around Morecambe and learn how to digitally manipulate them using iPad apps. They will learn skills like changing the colours on images, adding filters, images and text. They will also recreate images digitally on Sketchpad, learning how to use the different tools.

<p>English</p>		<p>Our key texts are ‘Katie in London’ by James Mayhew and ‘This is London’ by Miroslav Sasek. We will design and write invitations to invite members of staff to have afternoon tea with us. We will also learn how to write, read and follow shopping lists.</p>	<p>Our key text is ‘Manfish: A Story of Jacques Cousteau’ by Jennifer Berne. We will create water safety posters to help teach other pupils about the dangers of water. We will also write recounts about our Marvellous Morecambe trips in the style of our previous text ‘Katie in London’.</p>
-----------------------	---	--	---

<p>Maths</p>		<p>Multiplication</p> <p>We will learn to recognise multiplication as repeated addition. We will also continue to learn our 2, 5 and 10 times table.</p> <p>Temperature</p> <p>We will learn how to use a range of different thermometers to measure temperature and how to use temperature vocabulary. We will:</p> <ul style="list-style-type: none"> • Measure and record the temperature outside to create daily weather diaries. • Learn how to measure the temperature of water/ice. • Learn how to take our own temperature using a forehead thermometer. • Apply our temperature knowledge when baking in our food technology lessons. 	<p>Division</p> <p>We will learn how to share a range of concrete objects equally. We will move on to recognising this as a fraction e.g. when you divide a whole into two equal parts, you have two halves.</p> <p>Time</p> <p>We will sequence and carry out a range of daily tasks using timers to develop our understanding about how long seconds, minutes and hours are. We will also learn how to apply our time knowledge and vocabulary in real life contexts e.g. using public transport, planning our trips to Morecambe, during cooking etc.</p>
---------------------	---	--	--

Life skills



UNIT AWARD: ENTERTAINING STAFF AND STUDENTS AT AN AFTERNOON TEA




Pupils will:




- Help plan and serve an afternoon tea to selected adults and students ensuring health and safety of all involved.
- Help shop and source food items and equipment in preparation for the event.
- Learn how to set up a room safely for an afternoon tea.
- Experience serving staff and students afternoon tea on more than two occasions.
- Take part in social interaction with the invited guests.
- Communicate with the staff and students to ensure their dietary needs are met.

UNIT AWARD: TRAVELLING BY BUS WITH PROMPTS

Pupils will:

- Locate the bus stop for the correct bus service.
- Recognise the correct bus service number.
- Request the bus to stop.
- Board the bus.
- Present the fare or bus pass, wait for change and take the bus ticket, if appropriate.
- Find a vacant seat and sit down.
- Behave in a socially acceptable way.
- Recognise the specified destination and disembark in an orderly manner.

Speech and communication		<p style="text-align: center;"><u>Topic Content</u></p> <p>Every Monday, we will present our weekend news to our peers. We will listen to their presentations then ask them suitable questions based on what we have heard. We will also play a range of speaking & listening games and memory games on a daily basis.</p>	
Music		<p style="text-align: center;">Musicals of the West End!</p> <p>We will be travelling (virtually!) to explore the wonderful world that is the West End! We will look at which shows are currently running, and pupils will choose which of these show's they'd like to step inside – finding out as much as we can about them, their culture and their music!</p> <p>On our whistle-stop tour, we will develop our singing and performing skills as we immerse ourselves in the Musicals of London!</p>	<p style="text-align: center;">Big Bay View</p> <p>Written by Geoff Dixon, Borris Howarth and Pete Moser, 'Big Bay View' is a very special song all about our beautiful Morecambe Bay! Pupils will build on their ensemble singing and performance skills and will work together to make their own arrangement of the piece to perform.</p>
PSHE		<p style="text-align: center;">Changing & Growing- dealing with touch</p> <p>We will learn how to:</p> <ul style="list-style-type: none"> • Understand how our bodies belong to us. • Communicate if we feel uncomfortable with the way we are being touched. • Understand appropriate and inappropriate/unwanted touch. • Understand how on some occasions people may need to touch us when it is uncomfortable e.g. injections or medical attention. • Identify our private body parts. • Tell a trusted adult about unwanted touch. 	<p style="text-align: center;">The World I live In: Money</p> <p>We will learn to recognise different coins/notes and recognise their value. We will also learn about other payment methods such as bankcards, online payments, Apple Pay etc. We will learn about the difference between 'wants' and 'needs' and how these may change as we get older.</p>

RE		<p>Theme: Beliefs and moral values Religion: Islam</p> <p>We will revisit and recap what students learnt about Islam earlier in the year. We will look at the 5 Pillars of Islam, Ramadan and Eid through art, music and stories.</p>	
Art/DT		<p>Form & Structures (building Pudding Lane)</p> <p>This half term, students will learn about the fire of London. We will look at the style of houses at that time and how they were different. Students will create small replicas of the buildings using a variety of materials, learning woodwork skills in the process. With the replicas, we will safely re-enact the fire of London by setting the models on fire, to see how the fire spread, on the playground.</p>	<p>Texture & Drawing</p> <p>Students will create seaside inspired artwork from a variety of materials, including from collected objects from their trip to Morecambe. We will also look at examples of abstract art, like Picasso, and create their own examples by cutting up and rearranging seaside images.</p>
Food tech		<p>AQA UNIT AWARD: CATERING WORK EXPERIENCE, BAKING WITH SUPPORT.</p> <p>Pupils will:</p> <ul style="list-style-type: none"> • Select the type of cake or biscuit they would like to make. • Identify the main ingredients for baking the cakes or biscuits, e.g. flour, sugar, eggs, margarine. • Mix the ingredients by using the beating method or the rubbing-in method. • Place the mixture into an oven. • Decorate the finished product. 	<p>AQA UNIT AWARD: CATERING WORK EXPERIENCE, BAKING WITH SUPPORT.</p> <p>Pupils will:</p> <ul style="list-style-type: none"> • Wash hands with support. • Handle at least three different picnic foods. • Explore at least two different picnic foods by tasting or smelling. • Make a picnic food with support. • Participate in a picnic in a group setting.

If you require any further information regarding the curriculum, please do not hesitate to contact your class teacher via Seesaw/Email.